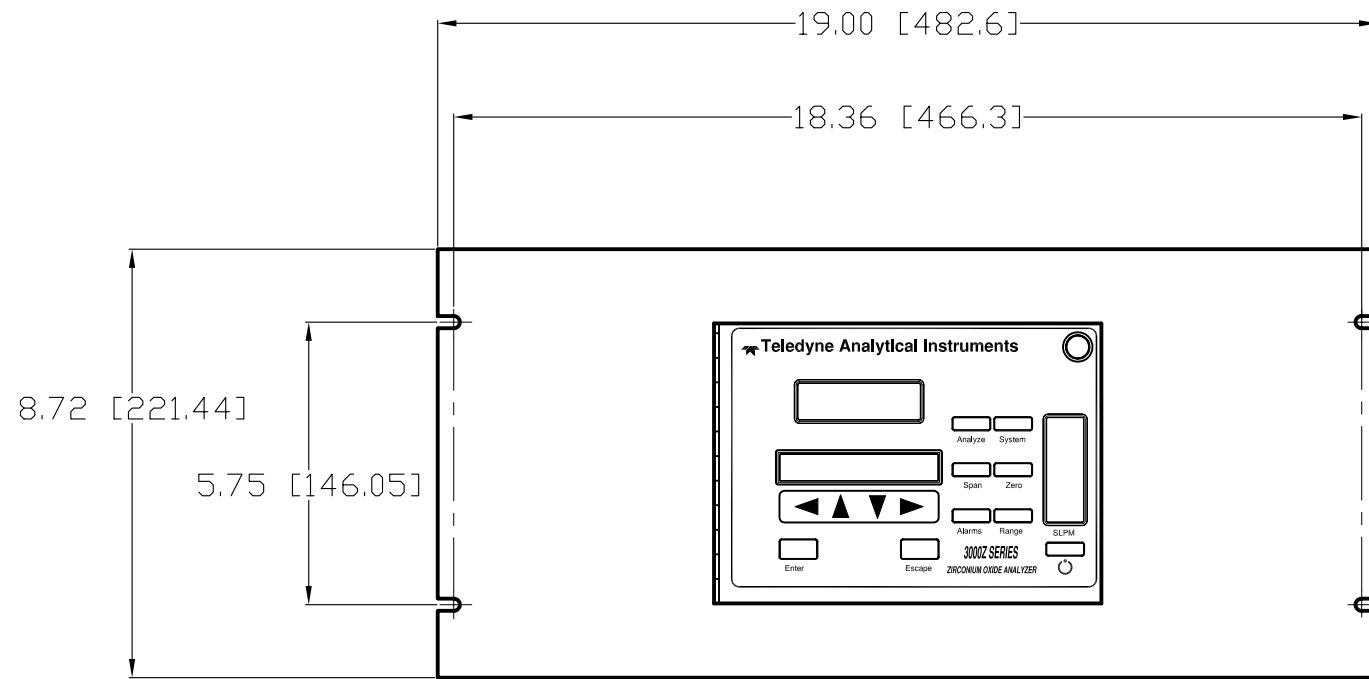


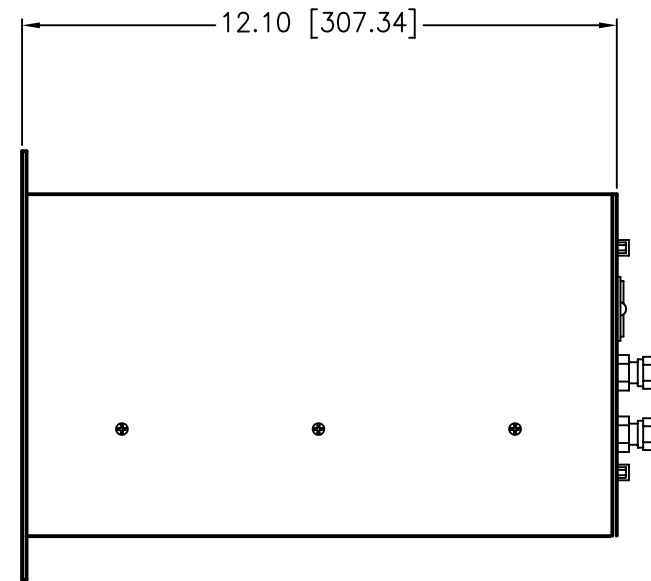
NOTES: UNLESS OTHERWISE SPECIFIED.

1. ALL DIMENSIONS ARE IN INCHES (± 0.06) AND MILLIMETERS (± 1), INCHES[mm]

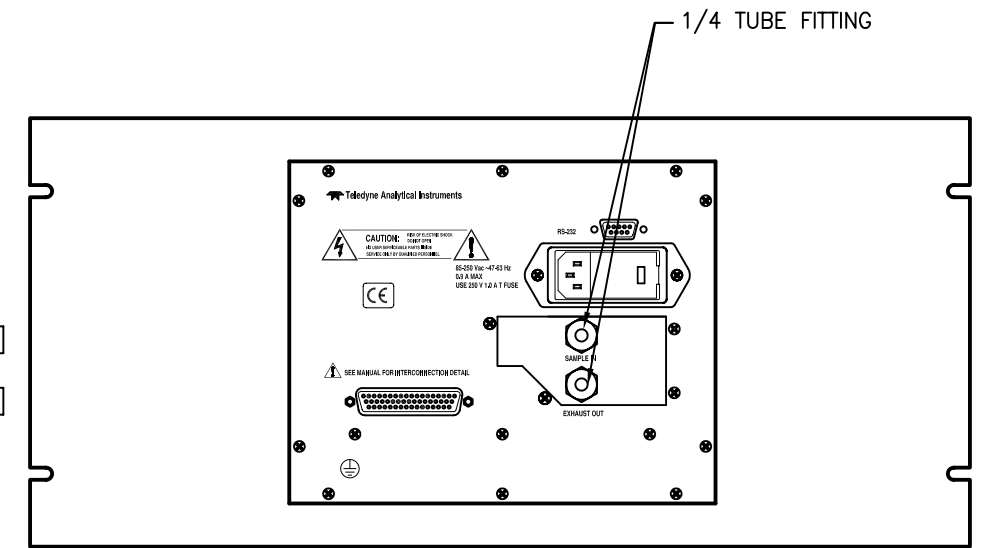
| REVISIONS | | | | |
|-----------|-----------------|----------|------|---------|
| REV | DESCRIPTION | DATE | APP. | REV. BY |
| 0 | INITIAL RELEASE | 07-26-04 | R.N. | -- |



FRONT VIEW



SIDE VIEW



BACK VIEW

| | | | | |
|--|-----------------|---|------------------------|-----|
| DO NOT SCALE DWG | | THIS DRAWING IS THE PROPERTY OF TELEDYNE ANALYTICAL INSTRUMENTS AND CONTAINS CONFIDENTIAL INFORMATION. IT IS NOT TO BE COPIED, REPRODUCED OR USED WITHOUT WRITTEN PERMISSION. | | |
| TOLERANCE UNLESS OTHERWISE SPECIFIED: ANGULAR: $\pm 1/2^\circ$ LINEAR: $\begin{matrix} _XX & = \pm 0.1 \\ _XXX & = \pm 0.02 \\ _XXXX & = \pm 0.010 \end{matrix}$ | | TELEDYNE INSTRUMENTS Analytical Instruments A Teledyne Technologies Company City of Industry, California, 91748, USA | | |
| SIGNATURES | DATE | TITLE | SCALE | REV |
| N/ DRFT: R. Nepomuceno | 07/26/04 | MDL. 3000ZA 19" RACK MOUNT ZIRCONIUM OXIDE ANALYZER, OUTLINE DIAGRAM | 1:2 | |
| I/ CHK: | | | SIM D-66316 | |
| O/ APPR: | | | SHEET 1 OF 1 | |
| P/ ENGR: R. Nepomuceno | | | | |
| F/ D77237 | C.O.: 069190 | MATL. NONE | DWG NO. D-77236 | 0 |
| REFERENCE | CAD ID D77236-0 | | | |